

Policy Opportunities & Challenges for the OST Field

Bela Shah Spooner, Program Director for Education and Expanded Learning
Grantmakers for Education OST Impact Group webinar
February 17, 2023

NLC NATIONAL
LEAGUE
OF CITIES

CITIES STRONG TOGETHER





Contact info:

SPOONER@NLC.ORG

Twitter: @belashahspooner

202-626-3057

Bela Shah Spooner

Program Director, Education and Expanded Learning
National League of Cities

NLC

WHO WE ARE

The National League of Cities (NLC) is the voice of America's cities, towns and villages, representing more than **200 million people** across the country.

The American Rescue Plan Act

\$65 billion available in State and Local Fiscal Recovery Funds (SLFRF) to local governments.

Allocation Deadline: 12/31/2024
Spending Deadline: 12/31/2026

One allowable use of SLFRF funds: "respond to the far-reaching public health and negative economic impacts of the pandemic."

This includes mitigating the impacts of the pandemic on children, youth, and families, and the community-based organizations that serve them.



AMERICAN RESCUE PLAN ACT OF 2021

NLC 2021 Survey of City Officials on Evolving Investments in OST Pre, During, and Post Pandemic



Meeting the Moment: Cities Increase Investments in Young People to Support Pandemic Recovery and Beyond

BY: BELA SHAH SPOONER, MARTIN BROWN, & GISLENE TASAYCO*

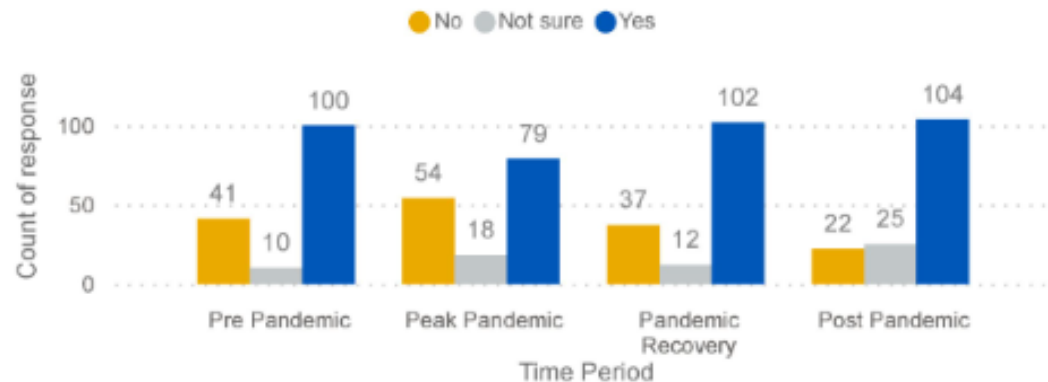
New survey results from the National League of Cities (NLC) find that mayors, city councilmembers, and other municipal leaders across the country overwhelmingly believe that afterschool and summer learning programs are important strategies to utilize as the nation continues on a path to pandemic recovery. Respondents say they are more likely to invest in these programs now than ever before.

About the Authors: Bela Shah Spooner, Program Director for Education and Expanded Learning, Martin Brown, Program Manager, CSAR, and Gislene Tasayco, Senior Associate for Education and Expanded Learning at the National League of Cities with guidance and support from Audrey M. Hutchinson, Director, Education & Expanded Learning, and contributions from Emily Young, Program Specialist.

Key Findings

- 1) The number of cities funding afterschool and summer learning programs in the pandemic recovery period has surpassed pre-pandemic levels.**
- 2) More cities anticipate funding afterschool and summer learning programs post-pandemic**

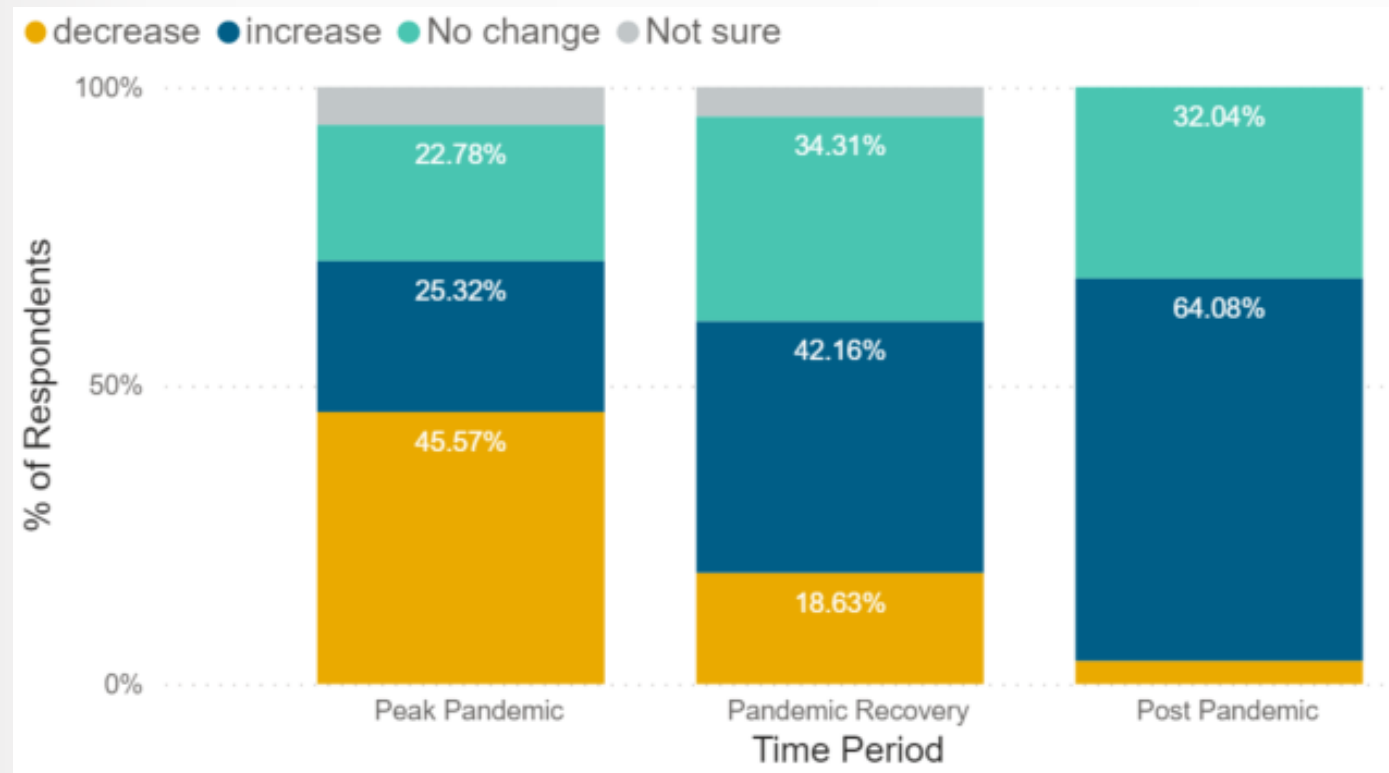
Figure 1. Number of Cities Funding Afterschool and Summer Learning Programs



Survey Question: "During each time period, did your municipality provide funding for afterschool and/or summer learning programs (including funds the city received through the state and federal grants)?"

Key Finding #3

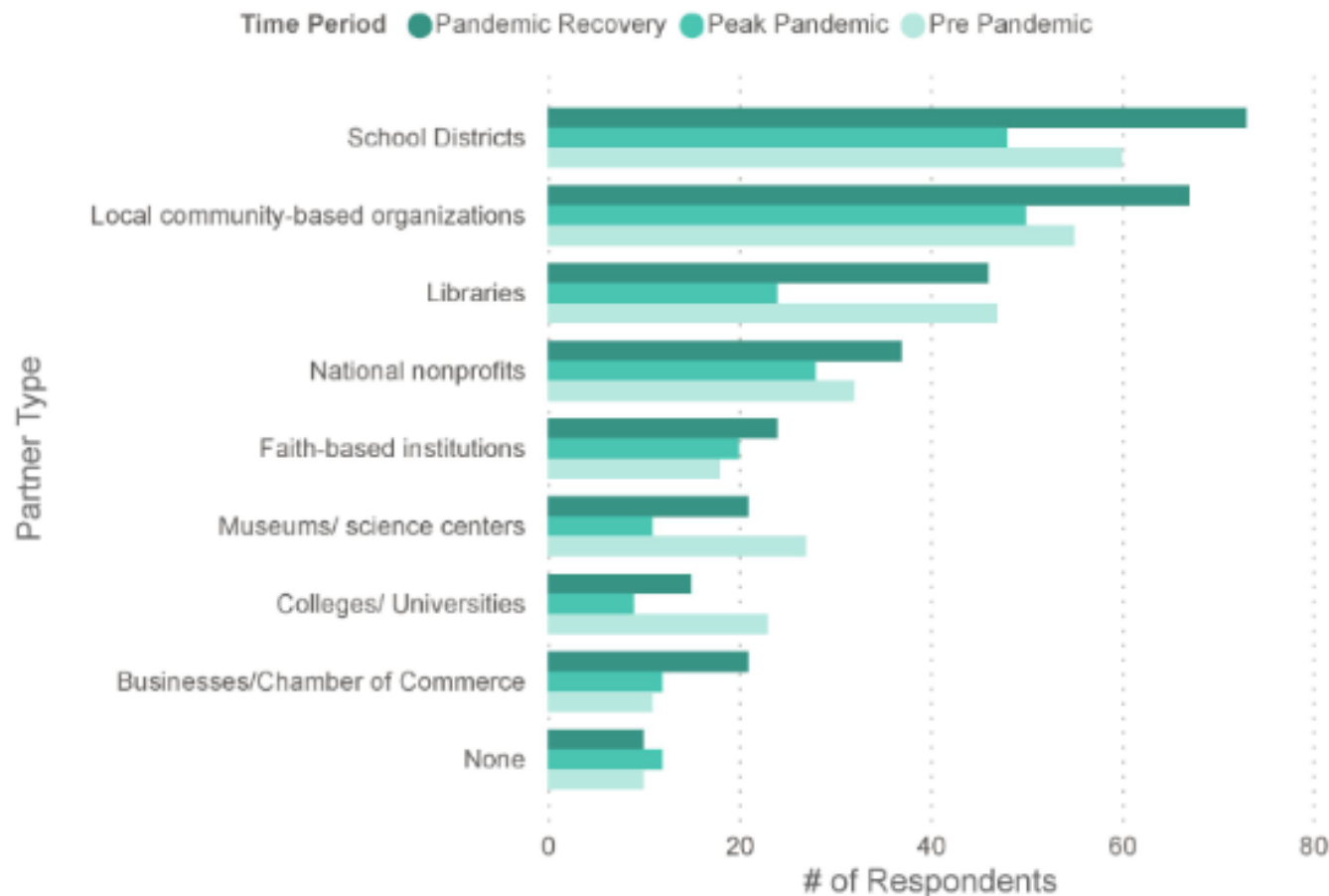
A significant number of cities increased their investment in afterschool and summer learning programs during pandemic recovery (2021) and plan on continued growth



Survey Question: "How did your municipality's level of spending on afterschool and/or summer learning programs change during each time period?"

Key Finding #5

Figure 5. Partnership Composition

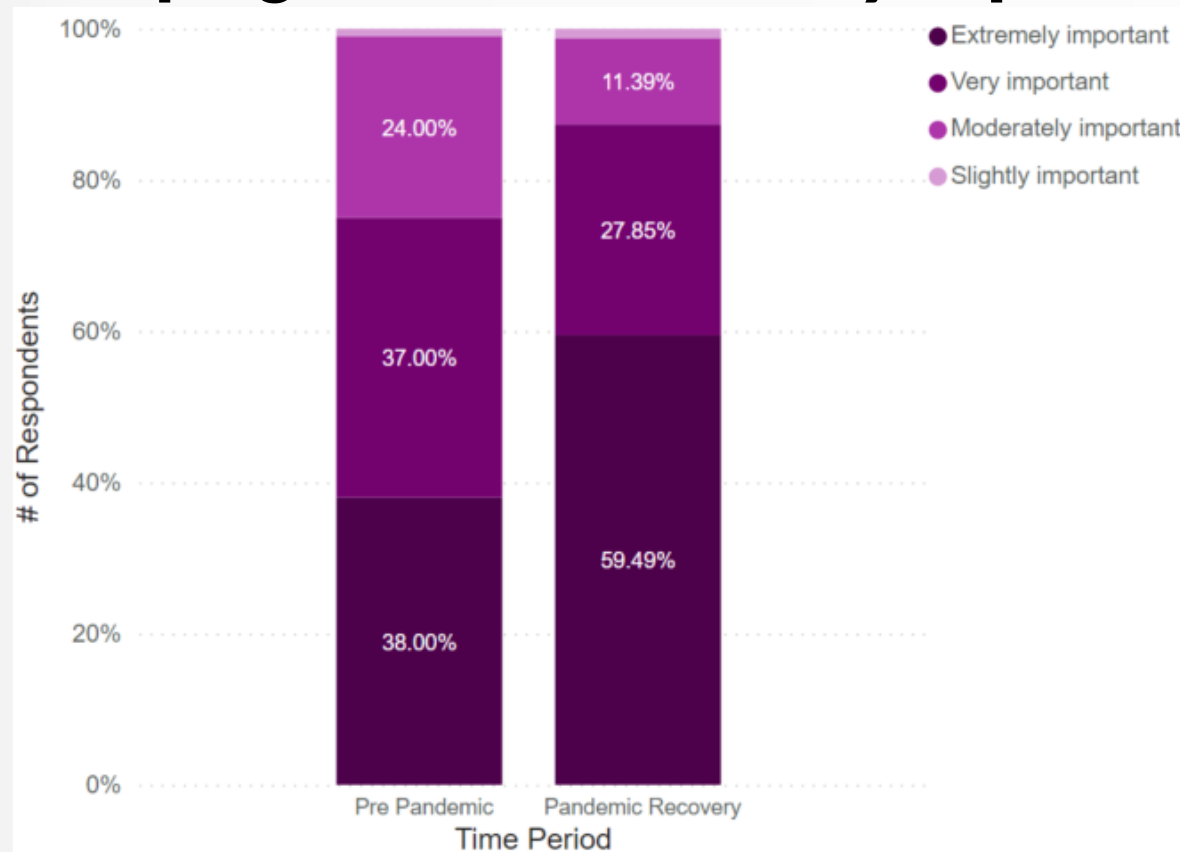


Cities expanded afterschool and summer learning partnerships with youth-serving community organizations throughout the pandemic recovery period.

Survey Question:
"Please identify the entities your municipality partnered with to provide afterschool and/or summer learning programs during each time period."

Key Findings #6

There is growing sentiment among city leaders that afterschool and summer programs are "Extremely Important"



Survey Question: "During [x] time period, how important are afterschool and summer learning programs for the children and families in your community?"

Key Finding #8



City leaders need additional resources and tools to fully tap the transformative potential of afterschool and summer learning programs

The top three needs respondents identified to help them better provide critical programming for children and youth were:

- Stronger partnerships with schools (43%)
- Outreach and communication tools to increase diversity of program participants (40%)
 - More funding (39%)

New NLC Research

NLC tracked **80 cities** making **410 distinct investments** in young people using ARPA funds as of March 2022.

The data demonstrates how cities are utilizing their ARPA funds to **help youth recover from the educational, social, and emotional impacts of the COVID-19 pandemic**

The screenshot shows the NLC website header with navigation links: About, COVID-19, Membership, RISC, Mutual Insurance, Logout, ADVOCACY CENTER, NEWS & INSIGHTS, RESOURCES & TRAINING, CONFERENCES & MEETINGS, and INITIATIVES. The main content area features the NLC logo and the title 'Cities Target Billions of American Rescue Plan Funds Towards Youth Recovery'. Below the title is a bar chart titled 'TOTAL ARPA CITY INVESTMENTS IN YOUNG PEOPLE'.

Cities Target Billions of American Rescue Plan Funds Towards Youth Recovery

Cities across the country have invested over \$21 billion of their American Rescue Plan Act (ARPA) funds in young people. Investments from medium and large cities as well as small towns support a wide range of programs and infrastructure projects targeted to help young people recover from the pandemic. On average, cities invested **12.7% of their total State and Local Fiscal Recovery ARPA funds in young people**—the majority of these funds supporting city-run or community-based afterschool and summer learning programs. The data below can guide cities as they determine their own local ARPA investment allocations to support young people.

TOTAL ARPA CITY INVESTMENTS IN YOUNG PEOPLE
On average, cities in the sample invested \$12.8 million in ARPA funds into supports for young people, with most spending between \$1.1 - \$12 million.

Investment Range (Millions)	Number of Cities
0 - 10	28
10 - 20	10
20 - 30	5
30 - 40	3
40 - 50	2
50 - 60	1
60 - 70	1
70 - 80	1
80 - 90	1

Min: \$30,000
Average: \$12.8m
Max: \$81m
Excludes New York City (\$553M), Washington D.C. (\$492M), and Chicago (\$135M)

[DOWNLOAD NOW](#)

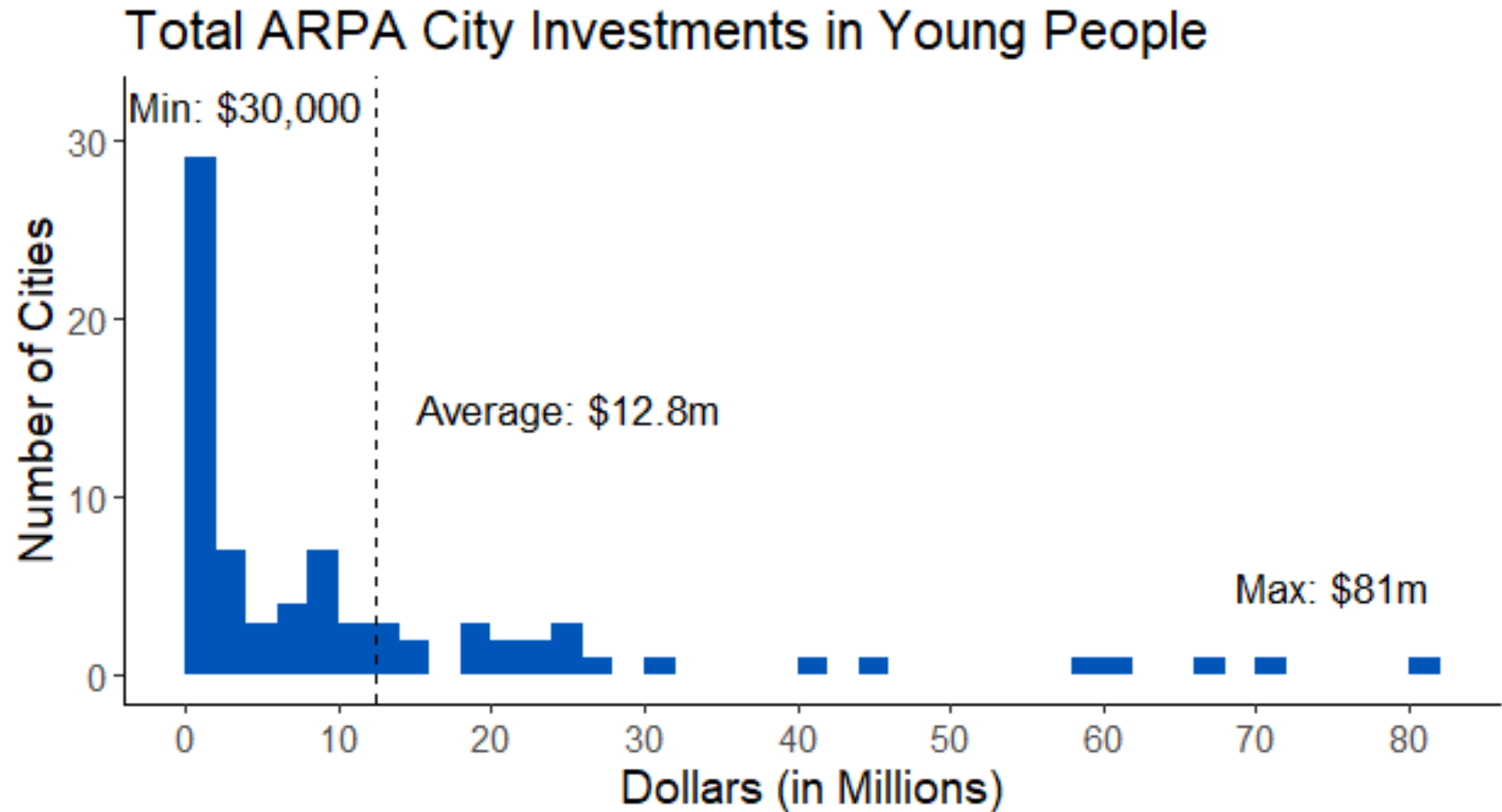
Major Findings

**Cities cumulatively invested over
\$2 billion
in ARPA funds to support young
people's learning, growth,
and recovery.**

Dollars Spent on Youth

While investment amounts varied with city size, **most cities spent between \$1-\$12 million in ARPA funds on youth.**

Larger cities invested heavily in young people, between \$60 million and over \$500 million.



Excludes New York City (\$552M), Washington D.C. (\$492M), and Chicago (\$135M)

The American Rescue Plan Act

NLC's analysis grouped cities' investments into 8 categories:

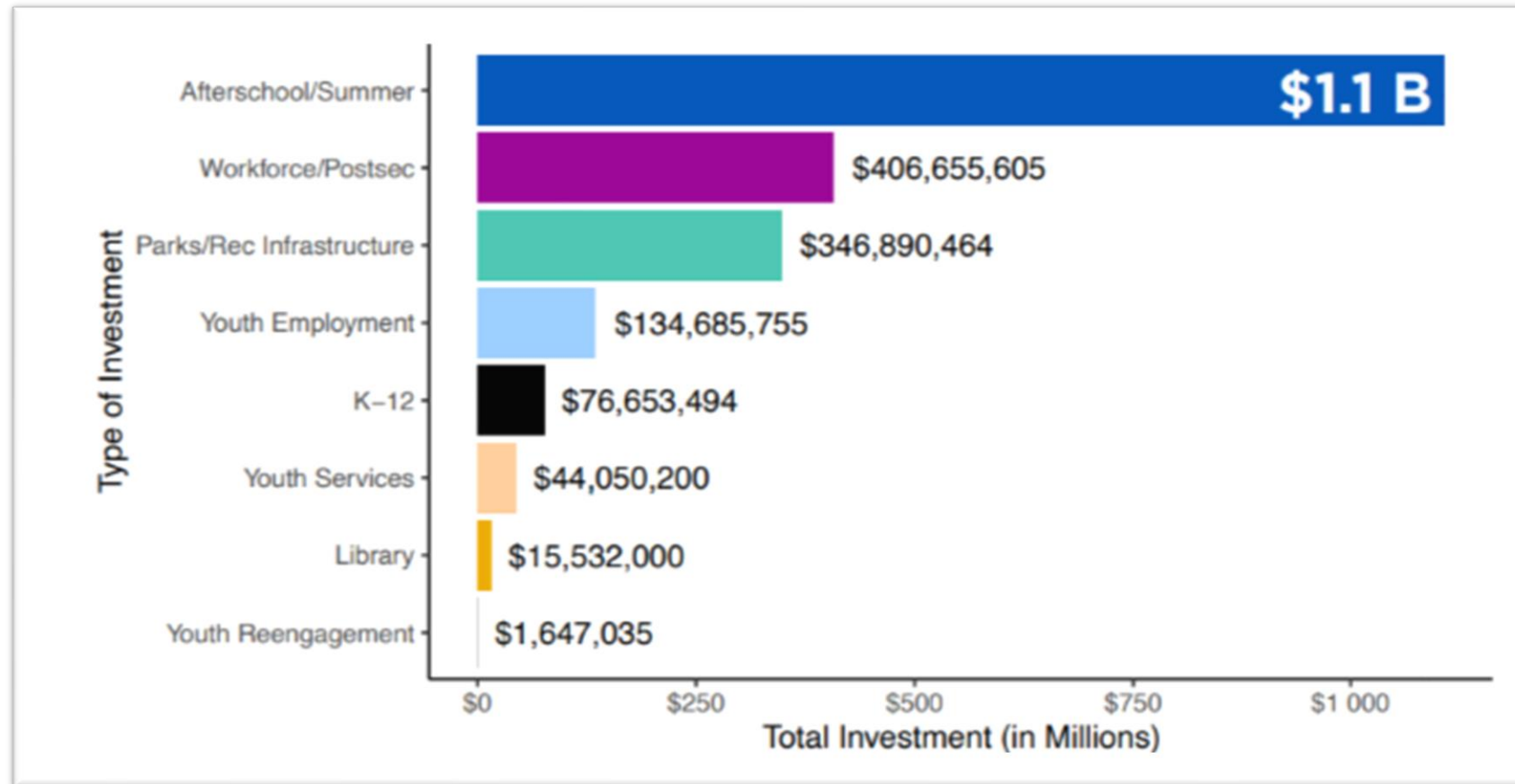
- **Parks and Recreational Infrastructure**
- **Afterschool and Summer Learning Programs**
- **Workforce Development Programs and Postsecondary Student Support**
- **Youth Services**
- **Youth Employment Programs**
- **Library Programs and Infrastructure**
- **Programs in K-12 Schools/Districts**
- **Youth Reengagement Programs**

Total Investments by Category

Cities collectively invested \$1.1 billion in afterschool and summer learning programs, more than 2x any other collective investment in the sample

Cities put an average of 60.86% of their total ARPA investments in youth toward afterschool and summer learning programs

Total ARPA Funds Cities Allocated by Type of Youth Investment



Investment Examples

Map detailing **hundreds of examples** of cities utilizing federal pandemic relief funds to invest in afterschool and summer learning programs.

Investments can be sorted by **funding source, type of program funded, and funding level.**

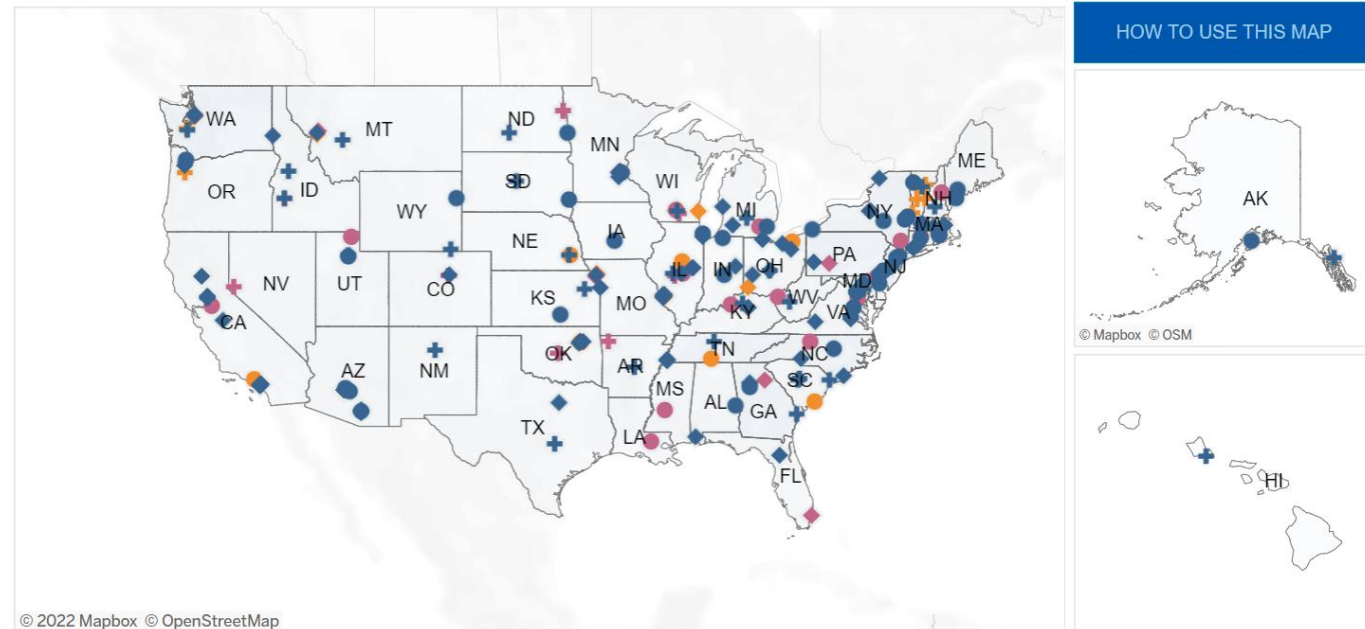
FEDERAL PANDEMIC RELIEF FUNDS:

City, State, and School District Investments in Afterschool and Summer Learning

A partnership between



To help students recover from the pandemic, the federal government has provided millions of dollars of Covid-19 relief funds to school districts, states, and local governments. Many of these entities are investing in afterschool and summer learning programs as a key strategy to support student well-being and academic growth. This map shows where state and local agencies are investing these critical funds into afterschool and summer learning programs. Click on each location to gain ideas on how your community may invest these critical dollars to support young people.



State and Local Fiscal Recovery Fund Investments - City Examples


NLC NATIONAL
LEAGUE
OF CITIES

CITIES STRONG TOGETHER



Cities Creating/Investing In City-Led Programs

- **Washington, D.C.** – \$2 million for expansion of city-run Boost Camps and creation of Summer Plus camps, both of which provide low-cost academic assistance and recreational activities to DC youth



- **Sacramento, CA** - \$1.3 million to expand Youth PopUps program, which hosts weekend events for youth in under-resourced areas and provides access to educational lessons, recreational activities, and information on city services (including the Covid-19 vaccine and mental health resources)

Cities Investing in Community Based Organizations

- **Kalamazoo, MI** - the city partnered with United Way to distribute \$550,000 in grants to non-profits that provide youth services, including summer programs

- **Moscow, ID** - provided \$375,000 in grants for non-profit organizations that provide community or social services, including specifically those that offer afterschool programs

- **Memphis, TN** – up \$9 million in ARPA funds for Boys and Girls Clubs across the city



BOYS & GIRLS CLUBS
OF GREATER MEMPHIS

Cities Partnering With School Districts

- **Bridgeport, CT** – Partnered with Bridgeport Public Schools (BPS) to invest \$6 million annually (\$2 million from BPS and \$4 million from city) into youth programs. They jointly selected 6+ community-based organizations to receive grants, including:
 - The Village Initiative Project – college prep program
 - Bridgeport Caribe Youth Leaders – youth development organization
 - Triangle Community Center – LGBTQ+ community center
 - Greater Bridgeport Symphony – music program provider



Cities Expanding Afterschool Infrastructure



- **Richmond, VA** – investing \$65.5 million into 4 community centers and the acquisition of land for a new park
- **South Lake Tahoe, CA** – following a participatory budgeting process, South Lake Tahoe is investing \$250,000 to revitalize the local skate park



NLC Local Government ARPA Tracker

<https://www.nlc.org/resource/local-government-arpa-investment-tracker/>

of Local Governments

329

of Projects

8825

Total \$ Tracked

\$44.0bn

% of Funding Budgeted

67.8%

Click on "All Other Local Gov" to explore ARPA spend plans for Tier 2 and 5 local governments

Metro Local Gov

All Other Local Gov

National Average Adopted Budget



GOVERNMENT OPERATIONS
42.9%

COMMUNITY AID
11.1%

INFRASTRUCTURE
10.3%

HOUSING
9.8%

PUBLIC HEALTH
10.6%

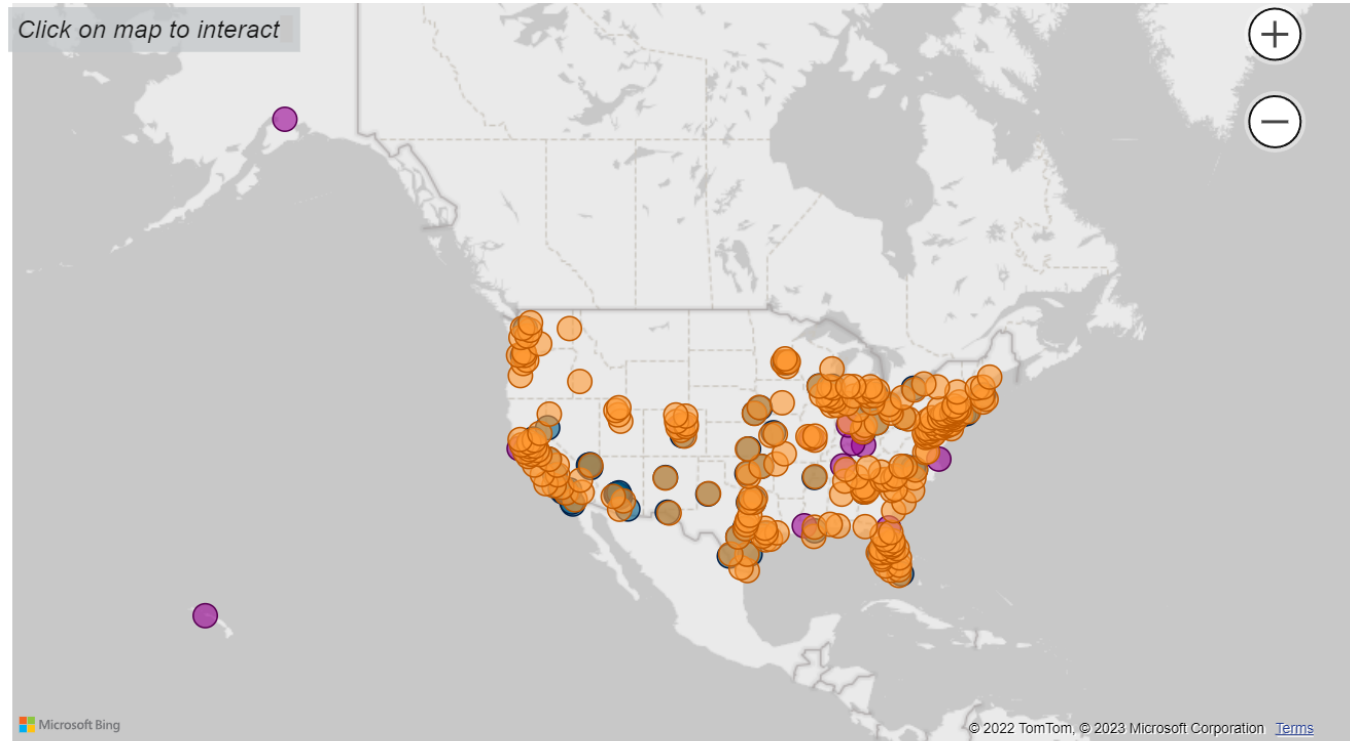
PUBLIC SAFETY
7.2%

ECONOMIC & WORKFORCE DEV
8.2%

Download Data

Local Gov Type ● City ● Consolidated City-County ● County

Click on map to interact



Microsoft Bing

© 2022 TomTom, © 2023 Microsoft Corporation [Terms](#)

NLC's New President

**The Honorable
Victoria Woodards**

Mayor, Tacoma, WA

*President, National League
of Cities*



National Partnership to Advance OST



A bold new call to action to provide high-quality out-of-school time learning opportunities for every child who wants to participate.

Engage Every Student provides resources and technical assistance to program providers and intermediaries looking to expand access to afterschool and summer learning programs

ENGAGE EVERY STUDENT



121

**ALLIES of the Engage
Every Student
Initiative**

113

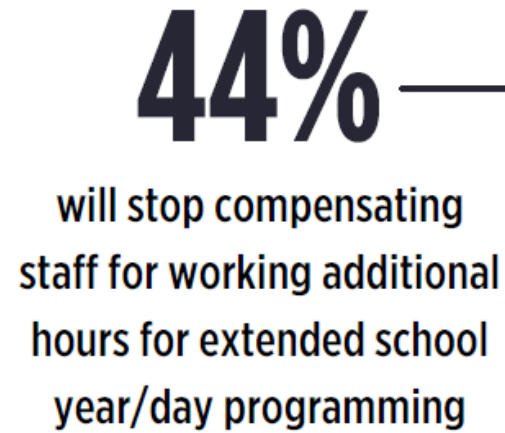
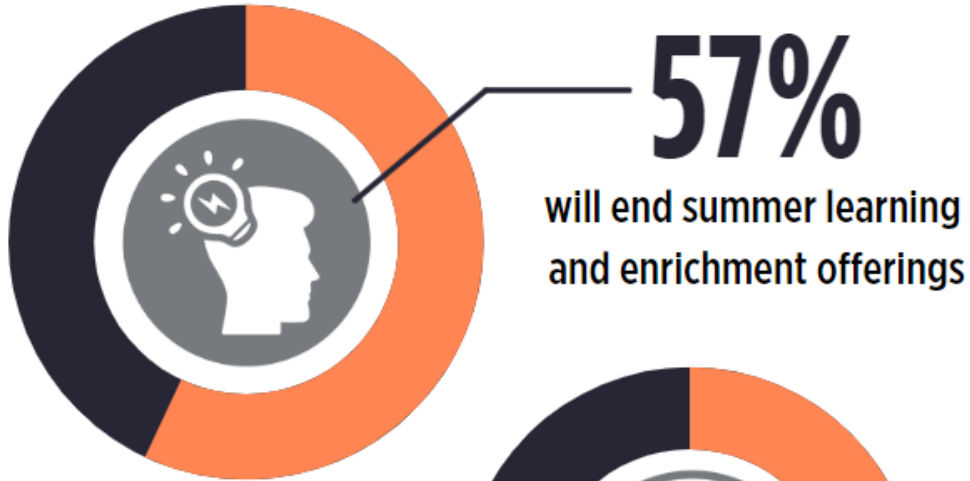
**PLEDGES to work
toward Afterschool
and Summer for all**

10,300+

**Engage Every Student Today
Bulletin Subscriptions**

SUPTS PREDICT WHAT WILL BE CUT IN SY2024

In SY 2024-2025



Fall 2022 Survey data from AASA –
The Superintendent's Association

NILC

NATIONAL
LEAGUE
OF CITIES

CITIES STRONG TOGETHER