



# ALL EDUCATION FUNDING, BY REGION- THE DEEP SOUTH

## RESEARCH BRIEF SERIES: TWENTY YEARS OF EDUCATION FUNDING IN THE U.S.

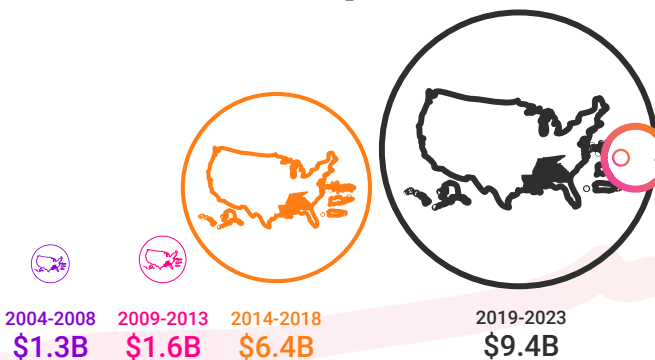
Grantmakers for Education engaged in several projects in the past two years to understand philanthropic priorities, approaches and investments in education, historical and current. By collecting and analyzing new data as well as analyzing data available through a licensed database, we conducted a comprehensive scan. This research brief is produced as part of this scan and is one of a series that shares information on giving patterns in education over the past twenty years among foundations and other grantmakers, from 2003 to 2023. Giving data was sourced from Candid's Foundation Directory. The analysis presented in this brief was conducted over a six-month period in 2024 and 2025.




Education funding is not distributed equally across the United States and its territories. This brief represents philanthropic funding for education in the Deep South, encompassing five states - Alabama, Arkansas, Louisiana, Mississippi and Tennessee.

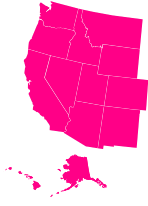
Over the past 20 years, philanthropic funding for education across the Deep South has grown significantly, from \$1.4 billion from the 2004–2008 period to \$9.5 billion in the 2019–2023 period. Notably, there was a nearly threefold increase in funding from \$1.7 billion during 2009–2013 to \$6.4 billion during 2014–2019. Between 2019 and 2023, philanthropic funding for education in the region grew by 34%, from \$1.6 billion to \$2.2 billion. It is important to note that, despite this growth, philanthropic support for education in the Deep South remains limited compared to other regions in the U.S. While funding has increased, it still severely lags the levels seen in more affluent or better-funded areas of the country.

### 20 Years of Funding in the Deep South



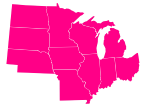
### Funding in the Deep South Over the Last Five Years (2019-2023)





### Region - West: WA, OR, NM, UT, AZ, NV, ID, WY, CO, MT, CA, AK, HI

Philanthropic support for education in the Western United States has increased rapidly over the past two decades. From 2004 to 2008, funding totaled **\$6.4 billion**, rising sharply to **\$55 billion** for the 2019–2023 period. This positive trend has continued in recent years, with funding in the Western region increasing from **\$9.7 billion** in 2019 to **\$12.9 billion** in 2023.



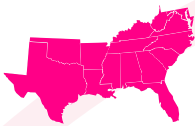
### Region - Midwest: ND, SD, IL, IN, OH, MI, MO, KS, NE, IA, MN, WI

Over the past 20 years, philanthropic support for the Midwest has grown significantly, from **\$5.9 billion** in 2004–2008 period to \$55.5 billion in the 2019–2023 period. Notably, funding peaked from 2009–2013 to 2014–2018, from **\$7.3 billion** to **\$55.5 billion**. During the past several years (2019–2023), education funding in the region has remained relatively stable, increasing by 10%.



### Region - Northeast: NY, NJ, PA, CT, MA, RI, ME, NH, VT

Over the past 20 years, philanthropic support for education in the Northeast has surged from **\$7.1 billion** to **\$43 billion**. Funding more than doubled between the 2009–2013 and 2014–2018 periods, reflecting a period of rapid growth. In recent years (2019–2023), funding increased by about 25%, from **\$7.9 billion** in 2019 to **\$43 billion** in 2023.



### Region - South (TX, LA, MS, AR, FL, AL, GA, NC, SC, VA, WV, DE, MD, KY, TN, OK)

Mirroring trends across other U.S. regions, philanthropic support for education in the South has grown exponentially over the past 20 years. Between the 2014–2018 and 2019–2023 periods, overall funding increased fivefold—from **\$9.4 billion** to **\$51.2 billion**. More recently, reflecting recovery from the COVID-19 pandemic, funding experienced a modest increase from **\$15.1 billion** in 2020 to **\$18.2 billion** in 2021.



As the leading network for education philanthropy, Grantmakers for Education offers an unparalleled platform for learning, collaboration and influence – backed by front-line sector research, exclusive insights and a vibrant community of peers. We believe in the value of philanthropy as a catalytic partner in creating a just world. For more information, please contact us at [information@edfunders.org](mailto:information@edfunders.org).

Giving data was sourced from Candid’s licensed database, *Foundation Directory Online*. According to Candid, data are “compiled from IRS information returns, grantmaker web sites, annual reports, printed application guidelines, the philanthropic press and various other sources. In all, Candid’s editorial staff continually monitors more than 35 diverse information sources” and frequently updates the database. A full description of the Foundation Directory’s sources may be found here: <https://help.candid.org/s/article/Where-does-Candid-get-its-data>. The classification system Candid employs for coding grants may be found here: <https://taxonomy.candid.org/>.

